




18

A



8

2015 1 29

<http://www.sse.com.cn>

6

20

6

6

3

12

24

3%

24

3

24

6

20

6

6

6

6

20

6

6

24

100%

24

5

3

24

6

20

6

6

[2009]94

6

2014

1

3

20

2

1

20

3

2000

10

12

4000


2

20

20

3

2000



3

3

/

1

20%

/

20

20

9

1

5

2

20

30

3

/


/

5%

A

A

2015 32 2015



			%
--	--	--	---

9

9,100

4.77 /

1.00

910

8,190

43,407

2015 1 21

[2015]12

6,460.65

[2015]12

		(
1		4,600.00
2		830.60
3		500.00
4		400.00
5		130.05
		6,460.65

0.71

36,946.35

4.69

30

0.2080

2013

4

5

10

6

1

12

5,000

20%

2

7

2015

8

48

26